

THE DINOSAUR PROJECT

WEEK 3

We've got an idea for our next show, and we need your help to make it.

STEP 1

Print this pack, or open it so you can see it on a screen.

STEP 2

Follow the activities - draw, colour, write, imagine, sketch, cut, stick, make, roar.

STEP 3

Share your creations with us on facebook, instagram, twitter or e-mail

@theherduk // #thedinosaurherd // hello@theherdtheatre.co.uk


FOLLOW THE
DINOSAUR PRINTS TO
THE FIRST ACTIVITY




1: ONE-O-SAURUS

Last week your **Dinosaur** explored the world that it lives in, and found a place to shelter. There doesn't seem to be any other **Dinosaurs** about.

Draw your Dinosaur sitting on the rocks, and show what it is thinking.





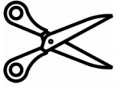
NEXT ACTIVITY



2: BUSY-O-SAURUS


What ways can you entertain yourself when you are on your own?

Cut out the labels and stick them to things in your house or classroom that are fun, entertaining or interesting, then get your grown up to take a picture.



What does your Dinosaur have in thier Den to keep it entertained?

Draw your Dinosaur in thier Den with some things they find fun.

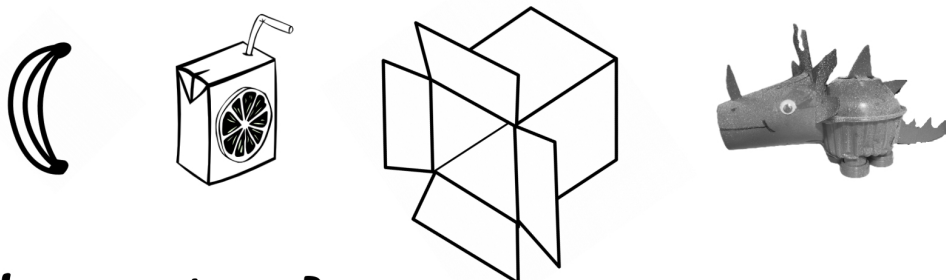


NEXT ACTiViTy



3: DINO - GAME

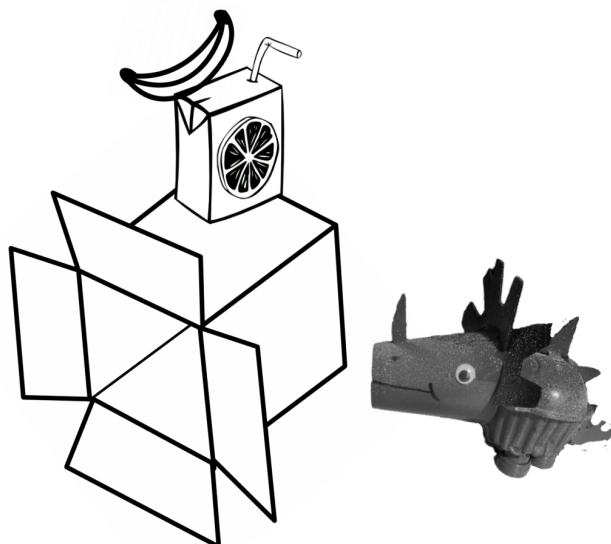
Grab the **Dinosaur** you made on Week 1, and three objects you can find in your house or classroom. We chose a banana, a box an a drink.



Have you got yours?


Good, now make up a game your **Dinosaur could play with these objects.**

Our triceratops is building the tallest tower it can.



Draw a picture, or write the rules, of the game you've made up in the box below

NEXT STEPS




4. MAKE A DINO TOY

You've already made a **Dinosaur**, a plant and a **Den**, now it's time to make a toy to keep your **Dinosaur** entertained when nobody else is there.

Use your paper, card, tape, food packaging, pens and paint to make your **Dinosaur** something to have fun with.

We've made


Some Dino Drums



A Dino Slide



A Theatre to watch shows in



5. OUR DINOSAUR WORLD...

Our Dinosaur World is growing!

Arrange all of the things that you have made so far then get your grown up to take a photo.



WEEK 3 DONE

YOU HAVE COMPLETED THIS WEEK'S PACK - WELL DONE!

Keep your Dinosaur, Den, Plant and Toy, we'll be using them again next week.

Now we want to see your creations - get your grown up to take a picture of activities 1, 2, 3, 4 and your Dinosaur's new Toy - and send it to us on Facebook, Instagram, Twitter or email.

@theherduk // #thedinosaurherd // hello@theherdtheatre.co.uk

Check our online gallery where we'll be sharing your ideas.

WWW.THEHERDTHEATRE.CO.UK/DINOSAUR



THE DINOSAUR PROJECT IS DEvised BY THE HERD AND DOM HEFFER
WWW.THEHERDTHEATRE.CO.UK // WWW.IDEASINTHEVOID.COM

AND IS SUPPORTED BY



Supported using public funding by
**ARTS COUNCIL
ENGLAND**

